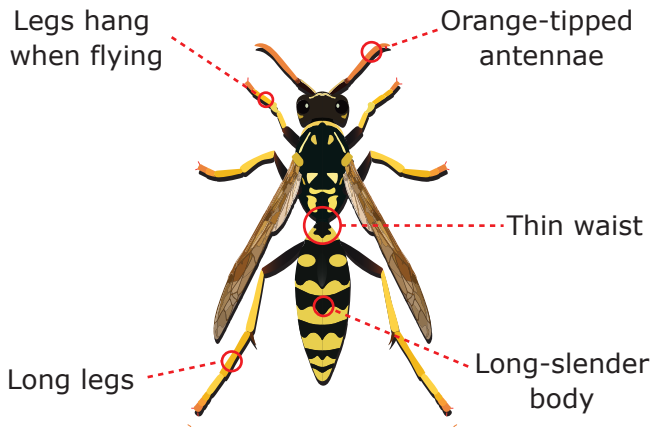
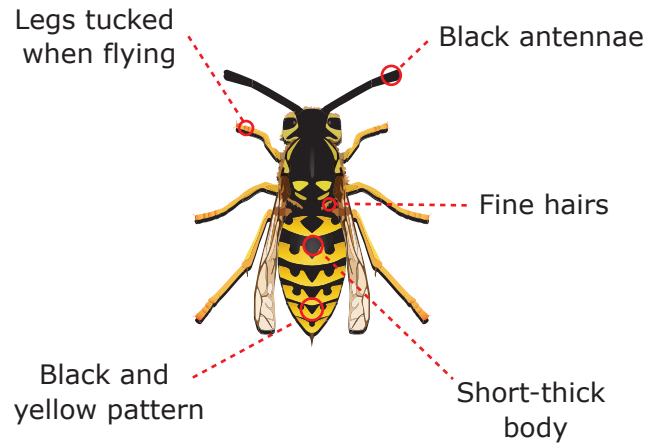


WASP INTEGRATED PEST MANAGEMENT

PAPER WASP



YELLOW JACKET




CHARACTERISTICS

RISK Do not tend to be aggressive

DIET Ripe fruit, nectar, honeydew, and insects

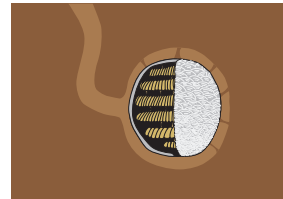
NEST Umbrella-shaped and have visible combs. Typically, built on man-made structures like gutters and eaves.



RISK Tend to be aggressive

DIET Nectar, human food, or insects

NEST Typically, built underground with a single entrance hole. Nests built above-ground are enclosed with an outer layer.



PREVENTION

LOOK Monitor for nests in early spring and remove them as soon as possible.

CLEAN Empty garbage regularly and keep trash in tightly closed container. Clean any food or drink spillage.



TRAPPING TIPS

- Set up lure traps in early spring to reduce the number of wasps searching for nesting sites
- Use attractants that are labelled specifically for the targeted wasp species
- Check for an EPA Registration # because some attractants are registered pesticides
- Place traps away from buildings, heavily-tracked areas, and active nests
- Position traps in the flight path to nest
- Use more traps than needed
- Check lure traps to monitor population size